


# LAYERS





# TECNO: THE SOLUTION AT HAND.

---

**Competence, flexibility and tangibility:** these are values that we believe in, the distinctive features that have made Tecno one of the most widely known firms at global level in the sector of poultry equipment.

A story that began more than 40 years ago and is evolving day by day, thanks to the collaboration of a strong unified work team but above all thanks to the results and objectives that we have been able to achieve. **All over the world.**

**Innovation** and **technical research** continue to show us the best way to overcome with success all the challenges presented to us by the market, but above all to give a precise reply to the various requests and following discussions with customers with whom we work side by side.

Because at Tecno, **consultation, helpfulness, professionalism and preparation** are not just promises. They are the strongest foundations for constructing a long-lasting relationship.

---

18.000 m<sup>2</sup> production area

18 million hen places covered each year

90 % exports



# LAYERS A SYSTEM FOR EVERYONE.

---

Housing systems for laying hens are not all the same.

We are well aware of this at Tecno and so we have developed a range of systems in different configurations, all sturdy and easy to assemble to satisfy all expectations, and then go beyond them.

**Atlanta:** in the two versions, "pyramid" or "compact", is the ideal system for optimising space and costs.

**Comfort:** available in different dimensions, is the housing which in the "plus" version complies with the requirements of directive EC 99/74, acknowledged by D.L. 267/03.

---





## Drinkers

---



### **NIPPLE**

"Nipple" type drinker fitted on each partition.  
In the "Plus" versions, the quantity and location of the nipples installed varies according to the number of birds and the size of the cell.



# Feeding



> Corridor with feed trolley

## TROLLEY WITH HOPPERS

Equipped with mobile levellers that guarantee uniform distribution of the feed in the troughs



## FLAT CHAIN \*

Guarantees distribution of the feed with the movement of the chain. High mechanical reliability.

\* single system designed for Comfort 100 and 110



# Egg Collection



> Egg lift collection system - "Anaconda" chain

## "LIFT" SYSTEM

Egg collection by positioning the "ANACONDA" cross bar conveyor at each level.

The speed of the belts can be adjusted according to the flow of eggs and the machine capacity.



> Niagara System with low single drive

## NIAGARA SYSTEM WITH LOW SINGLE DRIVE \*

Allows the eggs to be gathered from all levels simultaneously, optimising the times. The chain that conveys the eggs to the chosen height has a fixed position, which makes installation easier.

## NIAGARA SYSTEM WITH INTERMEDIATE STRIPS \*\*

Allows the eggs to be gathered from all levels simultaneously, optimising the times. The eggs arriving from the gathering belt pass to a drive unit with belts, equipped with special conveyors that allow even distribution over the entire width of the Niagara belt.





### **NIAGARA SYSTEM WITH BARS**

Allows the eggs to be gathered from all levels simultaneously, optimising the times.

The eggs arriving from the gathering belt pass to a drive transfer unit with bars, equipped with special conveyors that allow even distribution over the entire width of the Niagara belt. The drive transfer unit, equipped with a system of belt cleaning brushes allowing soft shell, broken or small eggs to fall between the bars and into collection boxes.

The belt speed of the various systems may be adjusted so as to adapt the flow of eggs to the capacity of the packer or grader .



### **EGG AND BELT BLOWING**

Turbine blowing system, with large capacity, fitted onto the feed trolley; guarantees constant cleaning of the belts and the eggs.



## Enrichment Comfort Plus



### NESTS

Tecno has patented a plastic nest bottom, complying with standards, shaped in such a way that it does not retain any manure, feathers or dust.

The nest area is surrounded by curtains that define a separate space, ensuring the tranquillity of the hens while laying eggs.

The lamps for lighting the corridors are suitably positioned to ensure that the nest area is in the shade. The drinkers, feed troughs and perches are not accessible from the nest area, so as to favour a correct turnover of hens for laying eggs.

### PERCHES

These come with total length in multiples of cm 15 per hen, according to standards, and are made of galvanised and powder coated plate. The oval shape makes it comfortable for the hen to stay on the perch.

Depending on the type and size of the cells, the perches may be fitted in a transverse or longitudinal position, always ensuring that the hens can pass beneath them, facilitating their movements and ensuring adequate cleaning of the floor.


# 1

# 2



### LITTER

This consists of a plastic or sheet metal tray, of a suitable size to allow the hen to scratch and peck. By means of a Tecno patented system, feed arriving from the longitudinal feed trough through a cup is automatically discharged onto the tray.




### CLAW SHORTENING DEVICE

Galvanised sheet metal element with little holes, applied on the egg saving plate, on the rear of the trough, or made directly in the plate.

3

4



### **INTERNAL FEED TROUGH \***

Small internal feed trough hooked onto the transverse perch, joined to the main trough by means of a hole with its own drain, through which feed is distributed; complete with a small hole for optimising cleaning. The internal feed trough allows an increase of 5 birds in each cell.

# 5





## Computerised management



> Macronew


### COMPUTERISED MANAGEMENT

The following automations can be programmed by means of a computerised panel:

- > starting of the feed trolleys
- > cleaning manure belts
- > collecting eggs with the Anaconda, Lift or Niagara system
- > drying manure
- > lighting
- > ventilation
- > gradual opening of windows
- > adjustment of the flow of feed and dosing of grit
- > constant weighing of feed (to measure daily consumption and the amount remaining in the silo)
- > measurement of water flow.

It is also possible to record the quantity of eggs produced, for each tier and each shed.

Management and global control of the company, with graphs showing consumption, mortality and production yield.




## Climate control



### PAD COOLING

Cellulose panels with high absorbency and evaporation efficiency. The panels can be installed against the wall or on the outside of the tunnel/non-wind hood structure. By means of windows installed in the bottom, this structure allows adjustment of summer and winter ventilation.



### TECNO FOG SYSTEM

System of high pressure misting nozzles, located in the area inside the non-wind hood, with the effect of reducing the incoming temperature.

1

2



# Removal and storage of chicken manure



> Scraper



> Two-storey shed



> Head with scraper



> Storage on removal cart

## REMOVING CHICKEN MANURE \*

Scraper system for cleaning the intermediate tiers of the housing, with discharge in the ditch. The manure is removed from the ditch with a traditional scraper.

## CLEANING EQUIPMENT \*\*

Heads with a centralised system for adjusting and cleaning the scrapers. Stainless steel scrapers with Polydur profile (optional second cleaning scraper). Counter-heads with an auger transmission system for uniform tightening on both sides of the belt and ejection of manure and feathers between the belts.

## CHICKEN MANURE STORAGE IN TWO-STOREY SHEDS \*

System allowing dung to be stored on a tier below the housings; through the ventilation generated by the side windows, the manure is highly dried so that it can be removed at the end of the cycle.

## CHICKEN MANURE STORAGE \*\*

Dung collection system with conveyor belts, located in the area under the head; the belt allows transfer even over a long distance, to storage sheds or directly to carts for removal.





# Drying chicken Manure



## TURBINE SYSTEM

Using the hot air in the building, the turbines compress the air and convey it in pipes laid lengthwise along the cages. The holes in the pipes ensure uniform drying of the manure and adequate ventilation on each tier of the cage, increasing animal well-being.

## TDS

System consisting of a tunnel on one side of the building, with conveyor belts arranged on several levels. The manure is distributed in cascade mode onto the belts with micro-perforations, where it is dried by the hot air extracted from the shed which is conveyed into the "compression chamber" and directed uniformly onto the belts loaded with manure. The manure removal times, belt operation and ventilation are computer-controlled.

1

2



## Sheds



### SHED STRUCTURE

Sheds with a hot-galvanised, electro-welded and bolted metal bearing structure. Walls and roof made of MONOWALL rigid panels covered with a sheet of galvanised and painted plate, with insulation by means of self-extinguishing polyurethane foam; alternatively, covering with rock wool and a roofing sheet. The design follows the regulations in force regarding zone and height.





## VENTILATION

Self-cleaning high-capacity air extractors, made of galvanised steel plate. System of galvanised steel slide gates, completely hermetic when ventilation is off.



> 90° bends

## SILO

Silo in galvanised plate with anti-corrosion treatment, with possibility of loading from the top, with a pneumatic external system, or with an auger and hopper on the ground. The silo may be provided with load cells having MODBUS outputs with impulse/kg for data centralisation. The feed distribution system from the silo to the housing may be accomplished with a spiral or a chain with disks.



> Non-wind hood

## WINDOWS

Rigid panels covered with pre-painted plate, insulated with self-extinguishing polyurethane foam. Available in different opening configurations, they allow uniform distribution of the air throughout the shed, ensuring animal well-being in every period of the year.



## Accessibility



### **INSPECTION TROLLEYS \***

Trolleys installed in each corridor, suited to the height of the housings, with access ladder to the platform and guards, practical to use and complying with safety regulations.



### **INTERMEDIATE WALKWAY**

Walkway installed on the intermediate level of the housing, guarantees ease of access, control and insertion of pullets.

\* all types of cages except Atlanta pyramid

# BRAND STATEMENT

---

**We know the importance of being able to read and write.**

**Reading the market's signals,**

to surprise it with solutions springing from the determination, ability and skilful far-sightedness that has urged us to have no limits. And to think big.

**Writing the pages of a captivating story, filled with people,**  
relationships and the desire to grow.

A story that makes us look to the future with the enthusiasm of the young and the experience of more mature generations.

But above all we know **the importance of listening to our heart,**  
to succeed in interpreting the desires of people like you,  
who have chosen us to share their values, views and objectives.

Because we know how to give a face to a commercial negotiation,  
a human voice to a project or a configuration,  
and because we want to earn your trust  
with results rather than with promises.

**We can only be firm, sincere and direct.**  
**Like a handshake.**

---



